





# Dd is for dinoSaur.



- Color the pieces and cut them out.
- Rotate the letter to the side.
- Place the 5 short triangles behind the top of the letter as scales.
- Place the 4 shorter rectangles behind the bottom of the shape as shown.
- Place the long rectangle behind the letter as the dinosaur's neck.
- Place the circle on top of the neck, and place the eyes on top of the circle.
- Place the long triangle on the letter as the tail.





Always supervise children as they work  
with scissors and adhesive products.

